


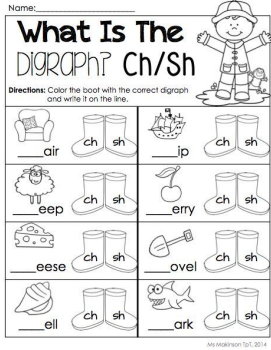


Early Stage 1 Learning Grid Week 7

Monday	Tuesday	Wednesday	Thursday	Friday	Extra Activities
English					
<p>Sounds, Letters, Sight Words New Digraph Sound: sh When you have two letters together and they make a sound, they are called a digraph. A digraph can be at the beginning, end or middle of a word. This week we are focusing on this sound at the beginning and ending of words.</p> <p>What sound do these letters make? Listen to the link (if you can) to hear the sound and how to make the sound. QR code below</p> <p>https://www.youtube.com/watch?v=QY5CtZdcwlg</p> <p>Practise new sight words each, which, how, use.</p> <p>Practise all sounds and sight words sent home at the end of Term 2 and new ones from Term 3. Name the sound, letter and a word that starts or ends with that sound.</p> <p>Complete the attached sh activity colouring page.</p> 	<p>Sounds, Letters, Sight Words Practise your new sound sh and sight words each, which, how, use.</p> <p>Listen and join in to the sh sound video if you can. QR code below</p> <p>https://www.youtube.com/watch?v=7gBsGxhdt2E</p> <p>Practise all sounds and sight words sent home at the end of Term 2 and new ones from Term 3. Name the sound, letter and a word that starts or ends with that sound.</p> <p>Complete the attached sh worksheet.</p> 	<p style="text-align: center;">Well-Being Wednesday TECH FREE DAY</p> <p>Today is all about taking time to look after yourself, play and take a bit of time out from normal school activities.</p> <p>Here are some ideas for you.</p> <p>Go for a walk with your family. Get out in the sun. Play a game of Eye-spy with your surroundings.</p> <p>Read a book outside.</p> <p>Plant some seeds in your garden and watch them grow. Don't forget the water.</p> <p>Create a picture. Use paint or chalk or crayons. Make it colourful.</p> <p>Do some Yoga outside in the sun.</p>	<p>Sounds, Letters, Sight Words Practise your new sound sh and sight words each, which, how, use.</p> <p>Practise all sounds and sight words sent home at the end of Term 2 and new ones from Term 3. Name the sound, letter and a word that starts or ends with that sound.</p> <p>Complete the attached sh worksheet. Can you match the words to the pictures? Sound out the words as you read them.</p> 	<p>Sounds, Letters, Sight Words Practise your new sound sh and sight words each, which, how, use.</p> <p>Practise all sounds and sight words sent home at the end of Term 2 and new ones from Term 3. Name the sound, letter and a word that starts or ends with that sound.</p> <p>Can you work out the different digraphs? Which ones are sh or ch?</p> 	<p>Sounds, Letters, Sight Words Get someone to call out these words. Write the digraph you hear and the rest of the sounds to make the word. As you hear each word listen for the sounds that stay the same and the sounds that change.</p> <p>Words shop shed shut fish dash cash push</p>

<p>Writing Write 'sh' and 'SH' in lower and upper case.</p> <p>Write three words that begin with each of these sounds. Eg: shop, shut</p> <p>New sight words each, which, how, use. Can you say these in a sentence? Practise writing these words.</p> <p>Make copies of these words and put them up somewhere you can see them.</p>	<p>Writing Write your new sight words. New sight words each, which, how, use.</p> <p>Write them in a sentence. Can you use correct punctuation? Is there a capital letter, full stop, do you need a question mark or an exclamation mark?</p> <p>Remember - Good writers re-read and check their writing. Does it make sense?</p> <p>For example: Which one will you choose? Can you use a quiet voice?</p>	<p>Bake something with a parent. Share it with your family. Maybe you could bake cookies or a cake.</p> <p>Play a board game with a sibling. Snakes and Ladders or Monopoly are good. Or any game you have at home. If you don't have any board games, make one up yourself.</p>	<p>Writing Write your sound and this week's sight words and any other sight words you need to practise.</p> <p>Make a List</p> <p>Grab a piece of paper and a pencil. Go for a walk around your house and find as many things as possible that start with 'sh'. Eg: shoe, shampoo.</p> <p>Try and write these words down. How many can you find?</p>	<p>Writing Write your sounds and sight words.</p> <p>As a follow up from Mrs Dabic's handwriting video, use the sky, grass, and soil lines to write your letter sound in both lower case and upper case 'sh' and 'SH'.</p> <p>If you wish, you can practise writing a sentence or make up your own simple sentence using the 'sh' sound. Some examples are: I like shopping with my mum. I can share my toys and shoes.</p> <p style="text-align: center;">Handwriting Lines</p> 	<p>Writing Listen to the story "Sheep in a Shop" by Nancy Shaw.</p> <p>https://www.youtube.com/watch?v=4tjJE2wZHgo</p> <p>Write a sentence about the sheep in the story.</p> <p>Eg: The sheep found trains and planes.</p>
<p>Reading Listen to a story of your choice. Before reading, predict what it might be about. What helped you to predict what will happen? (Certain pictures/ colours, character images, facial and body expression etc.). After reading discuss if your predictions were correct. Read your school reader/decodable text online. You could use https://www.getepic.com/sign-in if you wish.</p>	<p>Reading Listen to a story of your choice. Pick a character. Draw this character. Write words that describe this character. For example: funny, kind, dark hair. Read your school reader/decodable text online. Remember you can use https://www.getepic.com/sign-in</p>	<p>Construction time. Get out the Lego, blocks or whatever you have to build.</p>	<p>Reading Listen to a story of your choice. Stop at intervals and ask questions. For example: what do I think will happen next? Do I have any questions or something to say in response to the story so far? Do the pictures tell some of the story? How? Read your school reader/decodable text online. Remember you can use https://www.getepic.com/sign-in</p>	<p>Reading Listen to a story of your choice. Pick a point where the reader stops reading. Visualise what you think is going to happen next. Talk to a family member about what you are thinking. Draw your visualisation and explain it to your family member. Read your school reader/decodable text online. Remember you can use https://www.getepic.com/sign-in</p>	<p>Reading Pick your favourite book. Tell someone why it is your favourite. Is it the characters? The setting? The adventure? Create a new front cover for your book. Draw this on a piece of paper. Use colour. How is your front cover different to the original one? Put your new design on to Google Classroom.</p>

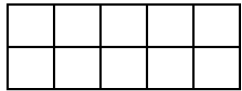
Maths

Continue counting forward to 100 and backward from 10, 20 or more, write numbers using correct formation and order from 0 - 20 each day (numeral cards to cut out are below) 😊.

Friends of Ten

If you have access watch the clip to investigate a tens frame.
<https://vimeo.com/575603109/f816d1b565>

Use your tens frame in your learning pack to help you draw a tens frame. Make sure you check and count the rows, lines, and boxes for each row. Talk to a family member about the tens frame. Why is it called a 'Tens Frame'?



Extra challenge: Once you have investigated your tens frame, you could also investigate friends of 20 by using 2 tens frames. Talk to a family member about the two tens frames. What do both represent? Count how many rows? How many boxes in each row? How many boxes altogether? Try drawing 2 tens frames.

Friends of Ten

If you have access watch the following clips to investigate a tens frame.
<https://vimeo.com/575603103/8dae8fd88f>

<https://vimeo.com/575603024/0be2b231cf>

Friends of 10 activity

Use your tens frame to place 5 counters or anything you have at home in the top row, starting from the left. How many more do you need to make 10.

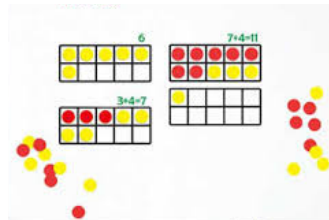
Example: 5 counters in the top row. I need another 5 to fill my tens frame. So, I can say that my friend of 5 is 5 because $5 + 5 = 10$.

Repeat this activity for other numbers. Write your matching friend each time.

Another example: A friend of 4 is 6, because $4 + 6 = 10$.

Use your tens frame each time.

Extra challenge: If you wish to practise your friends of 20 you can do the same thing by using 2 tens frames and writing down your matching friend to make 20. Example a friend of 15 is 5, because $15 + 5 = 20$.



Create your own friends of 10 rainbow craft. Template attached.



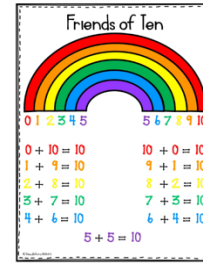
Play Hopscotch outside. Use some chalk to draw it.




Friends of Ten

If you have access watch the clip to investigate a tens frame.
<https://vimeo.com/575602956/944252f2ae>

Create your own Friends of Ten Poster



Complete the friends of 10 cut and paste activity.



Friends of Ten

If you have access watch the clip to investigate a tens frame.
<https://vimeo.com/582372034/b8ec213c9a>

Use your number cards or a deck of cards to flip a number. Use your tens frame to fill that number of boxes. Work out how many you need to make 10. Check your answer. Write you're your answer.

For example: A friend of 3 is 7. I need 7 more to make 10. $3 + 7 = 10$.

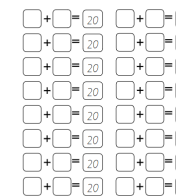
Extra challenge: Do this same activity for friends of 20. You will need your number cards and 2 tens frames. Discuss and write your answer.

For example: A friend of 14 is 6. I need 6 more to make 20. So, $14 + 6 = 20$.

There is an additional friend of 20 activity for those keen.

Roll to make friends of 20

Roll a number, write it in the first box. Write how many more you need to make 20 in the second box.




Friends of 10 or 20

Have a family member show you a number card. Test yourself can you work out the friend. Write down the ones you need to practise.



Concentration or Memory Game

Have a set of number cards turned over. Turn over 1 card at a time. See if you can turn over another to match that friend. You may want to do this activity for friends of 10 or friends of 20.



Partitioning revision

Partition first, then eat second! Here they have used cereal.



Is there any other way you can show how you have partitioned your 2-digit number?

Other

History

History is talking about people and things in the past. For example, you were a baby in the past, but you are not a baby anymore. In the past, when you were a baby, you were given a name.

Do you know how you got your name? Ask your mum or dad and find out!

Were you named after a family member or famous person? Or maybe your name has a special meaning.

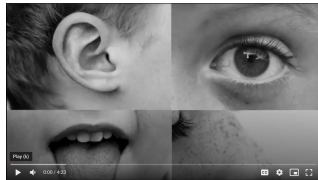
Draw a picture of yourself as a baby and write why your name is special.

Science

DANGER!!

We looked at the 5 senses last week. Think back to any activities you did. Revise what each sense is and how it might help you.

Use the Five Senses worksheet below to draw things you can see, hear, touch, taste and smell. If you can, watch the DANGER video with Mrs Parnell on Google Classroom. If you can't watch the video, talk with an adult about how your senses can warn you of danger.



Wellbeing Wednesday

Cloud watching

Go outside and lie on your back, looking up at the sky. Watch the clouds carefully. What shapes can you see? How are they moving?

Drawing

Draw 3 things that make you happy.

Things to look forward to jar

Having things to look forward to can make you feel happier and improve your wellbeing. Write or draw things you look forward to doing when lockdown is over on small pieces of paper. Fold them up and place them in a jar. Keep adding to your jar as you think of things throughout the week.

PE/Sport

Practice your hopping skills.

Hop once on one foot. Hop once on the other foot.

Hop twice on one, then twice on the other.

How many times can you hop without losing your balance?

Hop around your backyard and see how far you can go.

Other ideas to practice hopping:

- Draw and play hopscotch
- Set up objects to hop through, over and between.
- Do some hopping when you go for a walk with your family.

Make up a game that involves hopping.

Craft/Drama

Do you have odd socks?

Use them to make a sock puppet and performance.

Use craft materials or things you can find to stick to your sock puppet. You could use googly eyes, pipe cleaners, crepe paper. Or you could use scrap paper to make eyes and hair.

Use your sock puppets to be the characters from a book and retell the story or make your own puppet show!

Take photos and upload them to Google Classroom.



History - Family Tree

Speaking and Listening

Continue completing your family tree.

Practise your presentation to your family members.

Focus on your posture and volume.



BOOK WEEK

This week is all about 'LOVE' of 'BOOKS' and 'READING'. Can you create a special reading space?
Can you make yourself a book corner somewhere in the house?
Fill it up with all of your favourite books, ones that you KNOW you will ENJOY and READ. Don't forget cushions and pillows and maybe your favourite blanket. Use the space for quiet relaxing time during the week.

Below are some suggested 'Book Week' activities and links to some stories online.



When I Grow Up...

What would you like to be when you grow up? This story has been assigned to you on EPIC.

Name _____ Date _____
When I grow up, I want to be a _____
because _____

Read the book and complete the writing activity.

DRESS UP AS YOUR FAVOURITE BOOK CHARACTER!

Don't forget to post the picture to your Classroom 😊

Google



Visit: <https://www.youtube.com/watch?v=-0GQO5Jo0o0>

'Room on the Broom' by Julia Donaldson.

As part of our learning, we are going to make wands, just like the witch's wand in the story!



Follow the template and decorate your star with whatever you like, eg. glitter, stickers, colouring, texters, paint. You can use a paddle pop stick, straw or a stick from outside for the handle. Pretend you are the witch and retell the story using your imagination.



onelittleproject.com


The Very Hungry Caterpillar

Read the story – Can you re-create the hungry caterpillar? Use paper plates and colour each plate light green. Write each day of the week and draw what the caterpillar ate each day. Don't forget to save a plate for his head.

Follow this link for the story, if you do not have the book at home.

<https://www.youtube.com/watch?v=75NQK-Sm1YY>



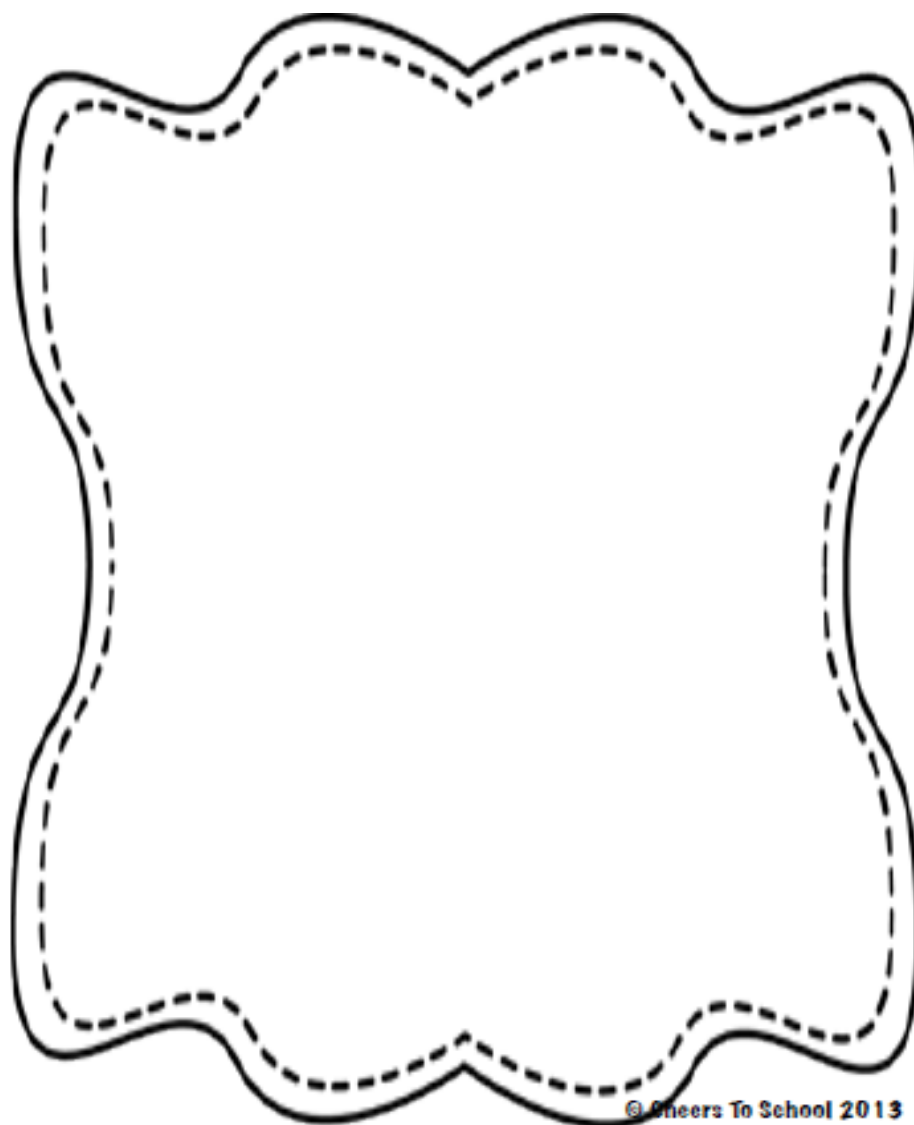


onelittleproject.com

Name: _____ Date: _____

When I grow up, I want to
be a _____

because _____



QR Codes for English

sh Sound Monday



sh Sound Tuesday



EPIC Reading

You will still need the code –
mkz7198 to sign in.



Name: _____

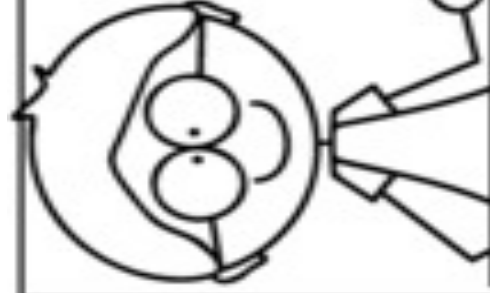
sh sound









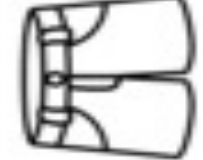






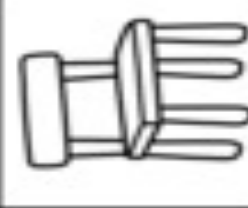


sh



no sh



Name: _____

Date: _____

sh



shells

shot

shot

shell

shell

shut

shut

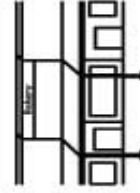
ship

ship

shop

shop

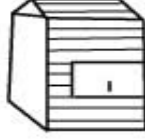
shop



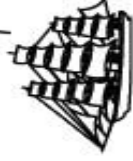
__ot



__ed



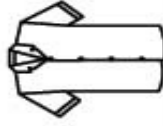
__ip



shake



__irt



__ell



__oe



shop

shop

shop

shop

The shop sells shells.

The



Name: _____

Date: _____

sh

rush

rush

dash

dash

dish

dish

fish

fish



fish

mash

mash

mash



di--



ru--



fi--



wash



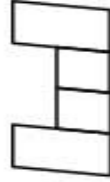
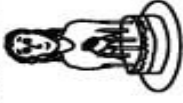
bru--



sma--



wi--



Wash it and brush it.




Wash




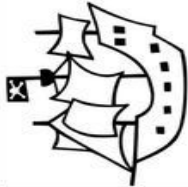




Name: _____

Sh Digraphs


Highlight all the sh words and write them next to their matching picture.



shell	chap	bush	cash	such
shovel	sheep	sock	chair	brush
spin	sick	ship	shark	stick

 _____ ----- _____	 _____ ----- _____
 _____ ----- _____	 _____ ----- _____
 _____ ----- _____	 _____ ----- _____
 _____ ----- _____	 _____ ----- _____

Name: _____



What Is The Digraph? Ch/Sh


Directions: Color the boot with the correct digraph
and write it on the line.



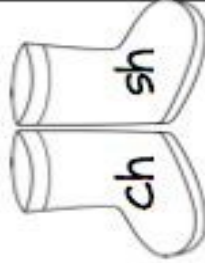
__air



__ip



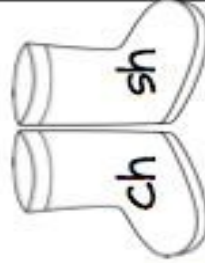
__eep



__erry



__eese



__ovel




__ell



__ark



Handwriting Lines



when

there

their

an

ch

Ch

List 3 – Sight words from the last 5 weeks.

was

be

we

at

get

you

my

this

have

did

not

what

can

if

him

<i>were</i>	<i>your</i>	<i>said</i>
<i>when</i>	<i>there</i>	<i>their</i>
<i>an</i>		

All sight words and sounds learnt up to week 6. These can be used to see what sounds and sight words your child knows.


ES1

	Names the letter	Identifies the sound it makes	Names a word beginning with the sound	Sight Words	
a				on	and
s				the	as
t				is	me
p				had	she
i				no	with
n					
m				into	has
d				lots	of
g				his	I
o				to	do
c				a	her
k				for	he
ck				it	went
e				off	go
u				from	they

r				in	that
b				are	or
h				one	by
f,ff,				but	was
l,ll				we	be
ss				at	you
j				my	this
v				have	not
w				what	can
x				if	him
y				were	your
z, (zz)				said	there
qu				their	an
ch				when	

Example of Friends of Ten Poster

Friends of Ten



0 1 2 3 4 5 5 6 7 8 9 10

$0 + 10 = 10$ $10 + 0 = 10$
 $1 + 9 = 10$ $9 + 1 = 10$
 $2 + 8 = 10$ $8 + 2 = 10$
 $3 + 7 = 10$ $7 + 3 = 10$
 $4 + 6 = 10$ $6 + 4 = 10$

$5 + 5 = 10$

©DandelionWorks

Name _____

10

Making Ten

Cut and paste the correct addend to make 10.

$2 +$

$= 10$

$4 +$

$= 10$

$7 +$

$= 10$

$1 +$

$= 10$

$5 +$

$= 10$

9

3

5

8

6

MAKING 10

Name: _____




Complete the
friends of 10
rainbow to help you
make 10 as many
ways as you can
below!

1	9	3	4	6	2	8	9
2	8	7	0	8	1	5	5
5	0	6	10	7	9	10	0
5	3	1	2	3	8	2	8
1	7	9	5	6	4	2	5
4	6	3	3	1	8	7	5
0	5	7	10	10	0	4	6
9	1	7	2	8	3	9	1



Glue here



Glue here



Glue here




Glue here



Glue here



Glue here

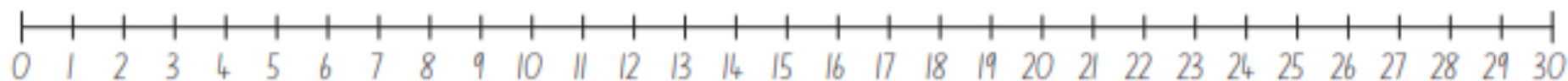


Roll to make friends of 20

Roll a number, write it in the first box. Write how many more you need to make 20 in the second box.

<input type="text"/>	+	<input type="text"/>	=	<input type="text"/>	+	<input type="text"/>	=	<input type="text"/>
<input type="text"/>	+	<input type="text"/>	=	<input type="text"/>	+	<input type="text"/>	=	<input type="text"/>
<input type="text"/>	+	<input type="text"/>	=	<input type="text"/>	+	<input type="text"/>	=	<input type="text"/>
<input type="text"/>	+	<input type="text"/>	=	<input type="text"/>	+	<input type="text"/>	=	<input type="text"/>
<input type="text"/>	+	<input type="text"/>	=	<input type="text"/>	+	<input type="text"/>	=	<input type="text"/>
<input type="text"/>	+	<input type="text"/>	=	<input type="text"/>	+	<input type="text"/>	=	<input type="text"/>
<input type="text"/>	+	<input type="text"/>	=	<input type="text"/>	+	<input type="text"/>	=	<input type="text"/>
<input type="text"/>	+	<input type="text"/>	=	<input type="text"/>	+	<input type="text"/>	=	<input type="text"/>

Aa Bb Cc Dd Ee Ff Gg Hh Ii Jj Kk Ll Mm
 Nn Oo Pp Qq Rr Ss Tt Uu Vv Ww Xx Yy Zz



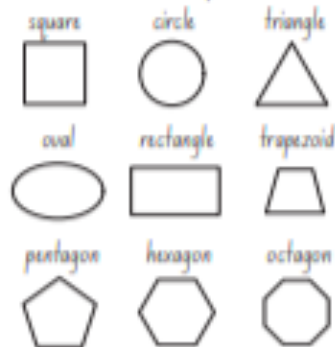
Ten Frames



Hundreds Chart



2D Shapes




3D Objects



Months of the Year




Days of the Week




0	1	2	3	4
5	6	7	8	9
10	11	12	13	14
15	16	17	18	19
20				

Ten Frames

Name 

Add and color by the color code.
Discover the secret words using the letters in the crayons.

Under the Sea



$10+1=$

$2+11=$

$4+7=$



$2+9=$

$4+9=$

$6+9=$

$3+8=$

$5+6=$



Name: _____

Five Senses



see



smell



touch



taste



hear

--	--	--	--	--

Extra Resources

Parents if you wish, we have listed extra online resources you may like to use with your child. Some of these are free and some may occur a cost. These are not compulsory, just a suggestion for those families wanting more choice and options.

Decodable Readers

An email was sent out to all parents with log in details. If you do not have access to a device please let your teacher know. Students need to read daily. They read a book from their list when they sign in. This needs to be independently read before they move onto another book. Please also make sure they are reading fluently before they read the next book.

EPIC Reading

This can be accessed either on an internet browser or as an App on an iPad/tablet. Options for login are below. Use the code to log in and find your child's name. They will be able to access a variety of books – some they can read, audiobooks, picture books and videos.

Using a tablet/phone (App based)

Using a computer (internet browser)

Class Log In Instructions

Laptops

iOS/Android

After opening the Epic app, ask students to:

- 1 Tap on "ENTER CLASS CODE"
- 2 Enter class code
- 3 Select their name
[View and edit class roster](#)

Class Log In Instructions

Laptops

iOS/Android

Have your students open up their web browser and

- 1 Go to www.getepic.com/students
- 2 Enter class code
- 3 Select their name
[View and edit class roster](#)

ABCYA

<https://www.abcya.com/>

Variety of literacy and maths activities

PBS Kids

<https://pbskids.org/>

More games linked to characters students may know from television shows.

Reading Eggs

<https://readingeggs.com.au/>

This is a paid website. We do not have access to this at Blackwell.

Phonics hero

<https://phonicshero.com/>

Based on sounds and reading.

There is a 7 day free trial available, otherwise it is a paid service. We do not have access to this at Blackwell.

Education.com

<https://www.education.com/songs/>

Online activities, though your child may need assistance.

Scholastic

<https://scholastic.com.au/education/education-home/learn-at-home>

Activities and resources

These are just suggestions. Your child does not have to access these sites.