

# K20 - Term 3 Week 7 Choice Board: Choose 1 activity from each section, per day.

**\*\*Upload a picture of each activity to the Google Classroom\*\***

## Literacy Activities and Games

**Daily: Complete 10-20 minutes a day on Lexia (see Google Classroom/email for login details): <https://www.lexiacore5.com/register>**

**\*\*This is new\*\*** Your child will sit a placement test when they first login. This will provide personalised learning activities for them, assist as little as possible during this test.

**Shaving Foam/Shampoo Writing:**  
Spray some shaving foam or shampoo into a container and use your fingers or a paint brush to write your sounds and sight words.



**Sight Word Writing with Toothpicks:**  
Flatten your play-doh. Using a toothpick, write a sound or sight word. Press the play-doh to flatten it again between words. Repeat until you've written each sound or sight word!



**Sight Word Games:**  
Fish/Memory Games/Snap  
Use the cut up cards to play a game of go-fish, memory or snap.



**Sound Hunt:**  
**Activity 1:** Search your house for a toy or object that start with the following sounds.

*Cc, Tt, Ee, Nn, ch, sh*

**Activity 2:** Can you write 3 words or draw two pictures for each letter?



**Magazine Hunt:**  
Use old newspapers and magazines to find your sounds and sight words, cut them out and stick them onto a piece of paper.

1. Find it
2. Stick it down
3. Write it down (in as many colours as you can!)




## Numeracy Activities and Games

**Bead Sliders/Rattle Snakes**

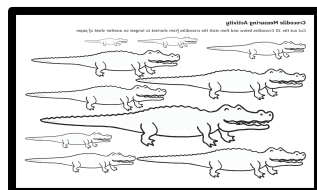
Use a pipe cleaner/shoelace with beads or cereal.

1. Roll 2 or 3 dice and add that number of beads to the pipe cleaner.
2. Push some beads to the left and right
3. What combination do you have?
4. Write the combination in a number sentence.  
Eg. Roll a 4,  $3 + 1 = 4$



**Crocodile Length Activities**

Colour and cut out the crocodiles below. Order them from longest to shortest



**Spin and Cover**

Use the Game Board below


1. Use a paperclip and pencil to make a spinner.
2. Spin the spinner and add the 10 and ones together (eg.  $10 + 4 = 14$ )
3. Cover that number on the game board.



**Graph your Lego Bricks**

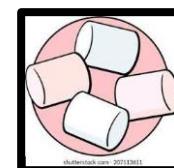
Place 5 bricks of each colour into a bag (aim to have 25-30 bricks in one bag). Shake your bag up! Take one brick out of the bag at random and record the colour you've chosen in a graph. (See below as an example).

Do this 20 times, which colour has the most? Which colour has the least?



**Addition: Grab and Add**

Fill two containers with objects of your choice- For example; mini marshmallows (pink in one container, white in the other), small toys (two types), counters (two colours). Pick up a handful from the first container and count how many you have. Pick up a handful of items from the second container and count them. Add the two groups together. Draw your groups then write the number sentences.  
E.g.,  $5 + 4 = 9$ .



## Other Key Learning Area Activities

### Technology

Logon to our class Matific account



Each student has the same password: **2021**

See usernames below:

Jaxon: jaxons706

Baxter: baxterf426

Marlee: marleek206

Izaih: izaihd123

Kayleb: kaylebj977

Azra: azras773


Kayden: kaydenm285

### Creative Arts

\*Choose your sound for this week OR do both\*

#### Rr Craft:

See below for the craft sheet. Colour first, then cut and stick together your 'Rr' road!




#### Sh Craft:

See below for craft sheets. Colour first, then cut and stick together your shark!



### Science:

It's time to investigate some science around APPLES!  
Use the sheet below to help you with your investigation!



### Cooking:


Sh Sh Shortbread cookies!

With some help from an adult, make some shortbread cookies for our 'sh' sound this week. All you need is butter, icing sugar, and plain flour.

You could make cookies of all shapes and sizes!

Here's the recipe:

<https://bakeplaysmile.com/the-famous-3-ingredient-shortbread-recipe/>



### PDHPE:

The Floor is LAVA!


Rather than just hopping around on pillows or papers and trying not to touch the floor, hop across placemats to find and 'rescue' the sight words and sounds from the lava. Good luck!

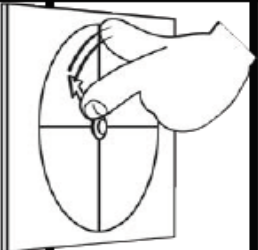


**\*\*Remember to upload a picture of your work to the Google Classroom\*\***

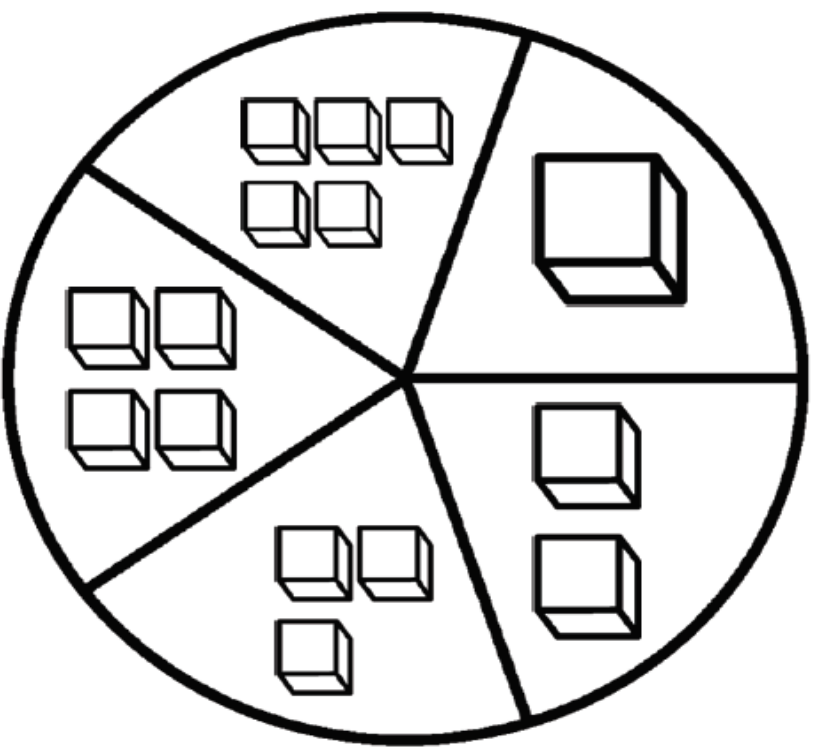
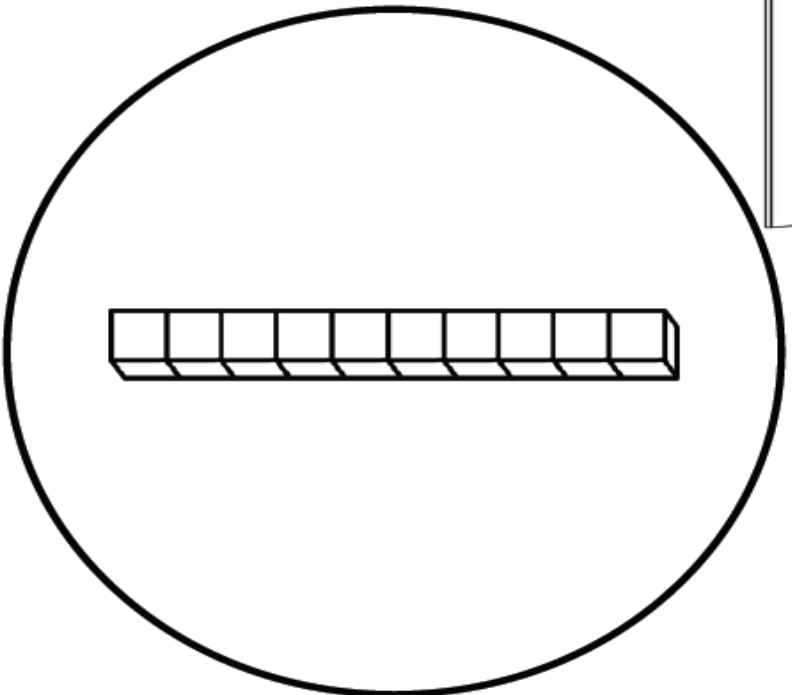
## Crocodile Measuring Activity

Cut out the 10 Crocodiles below and then stick the crocodiles from shortest to longest on another sheet of paper.





# SPIN AND COVER

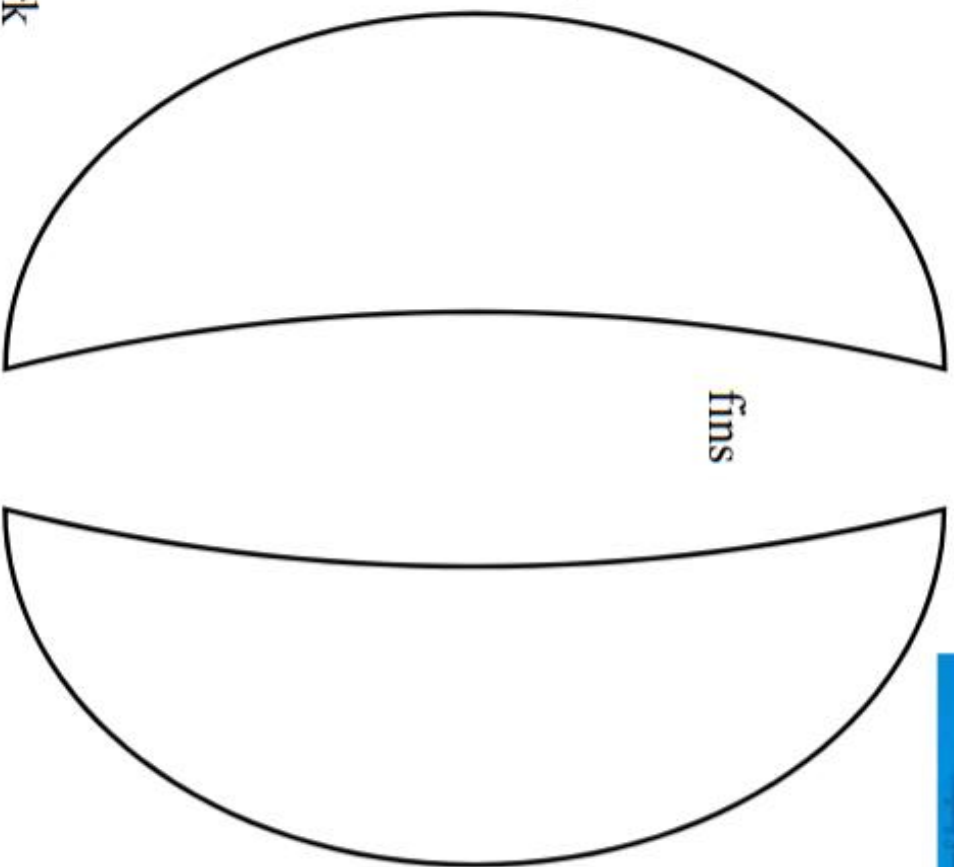
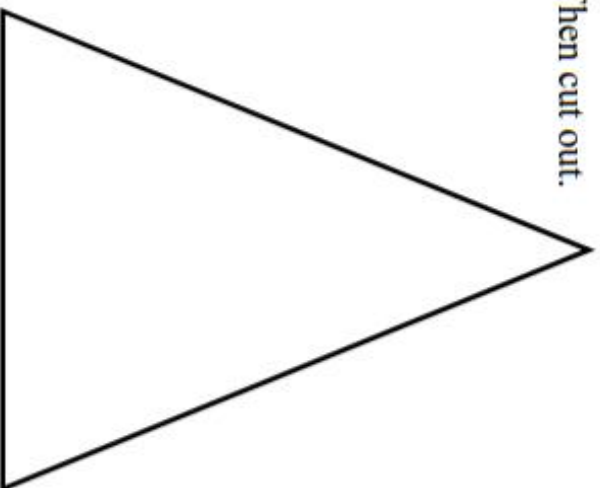


11	13	14	12
12	15	13	14
14	15	11	13
11	13	12	15



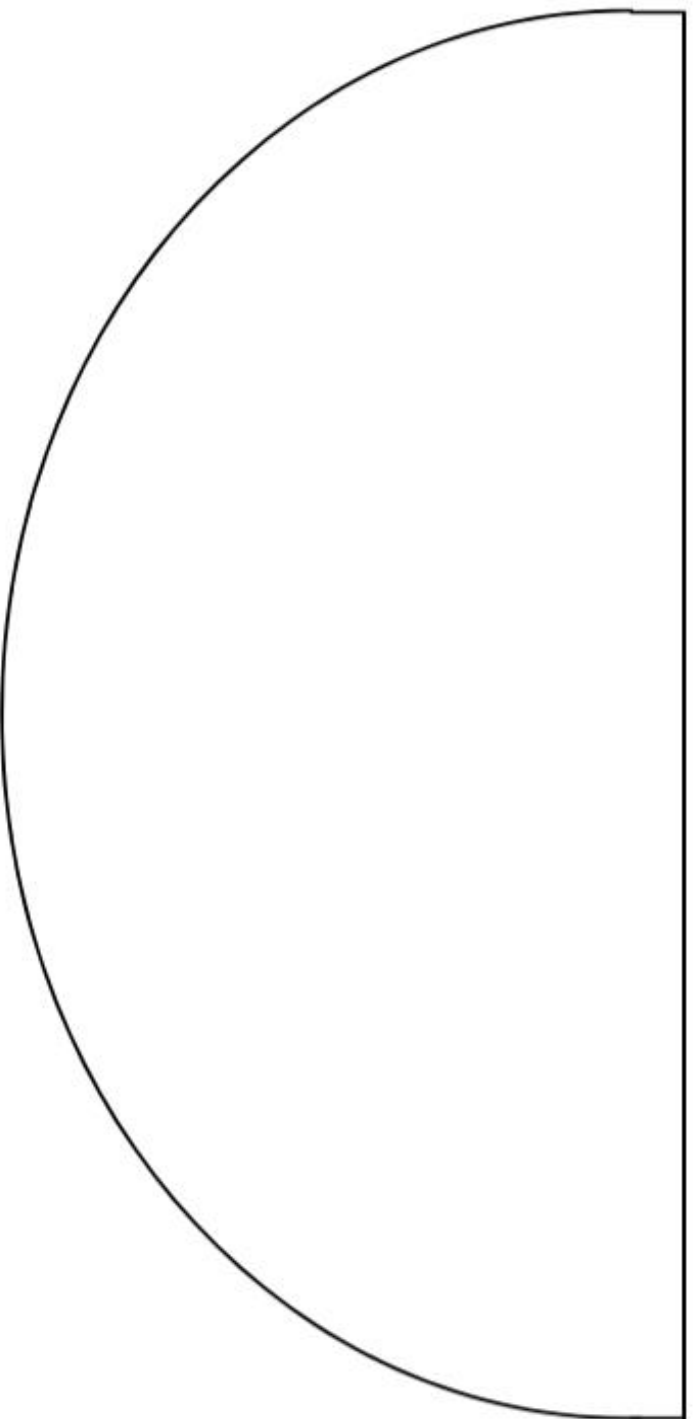
Print and staple to multiple sheets of light blue paper.


Then cut out.



fins

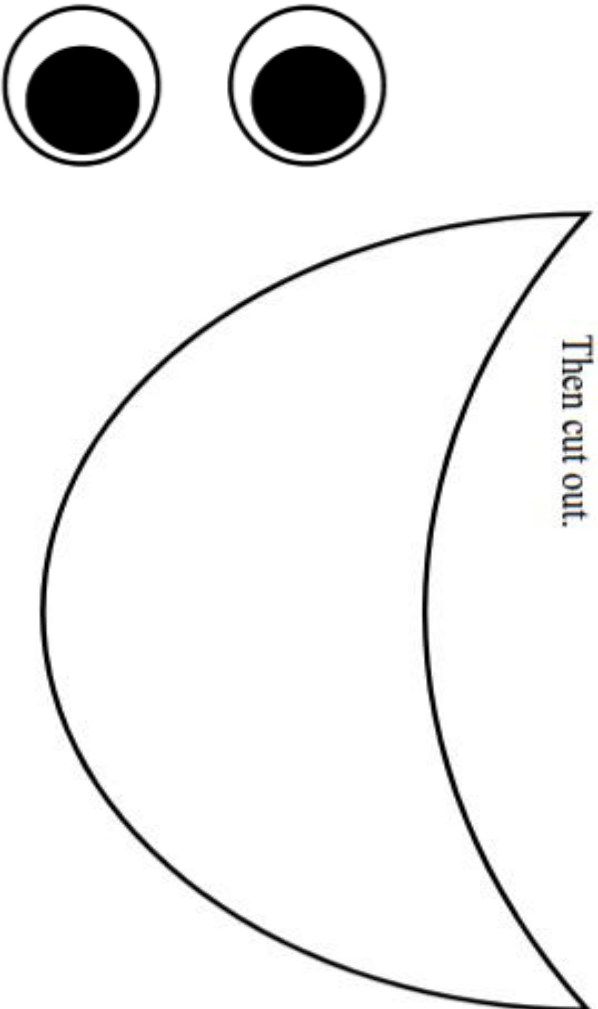
top half of shark



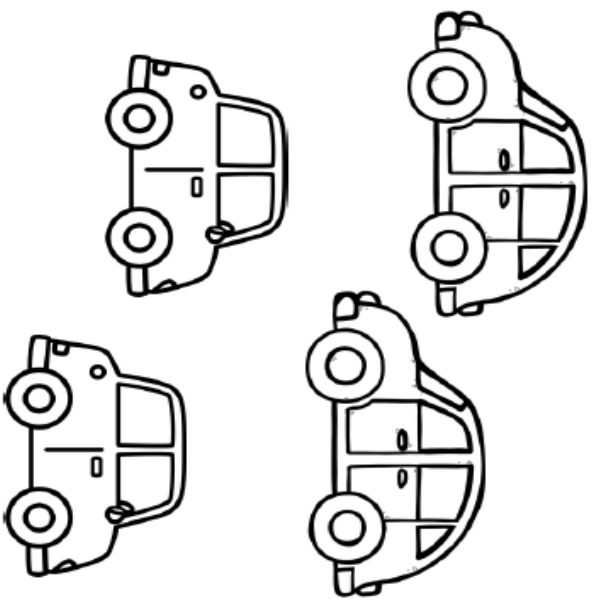
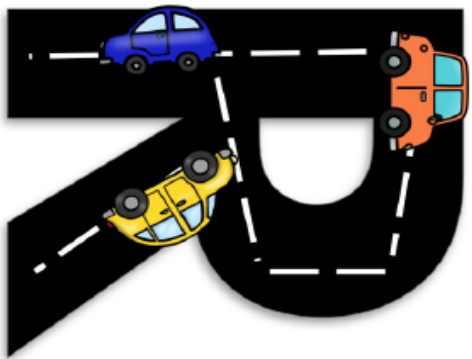


Print and staple to multiple sheets of red paper.

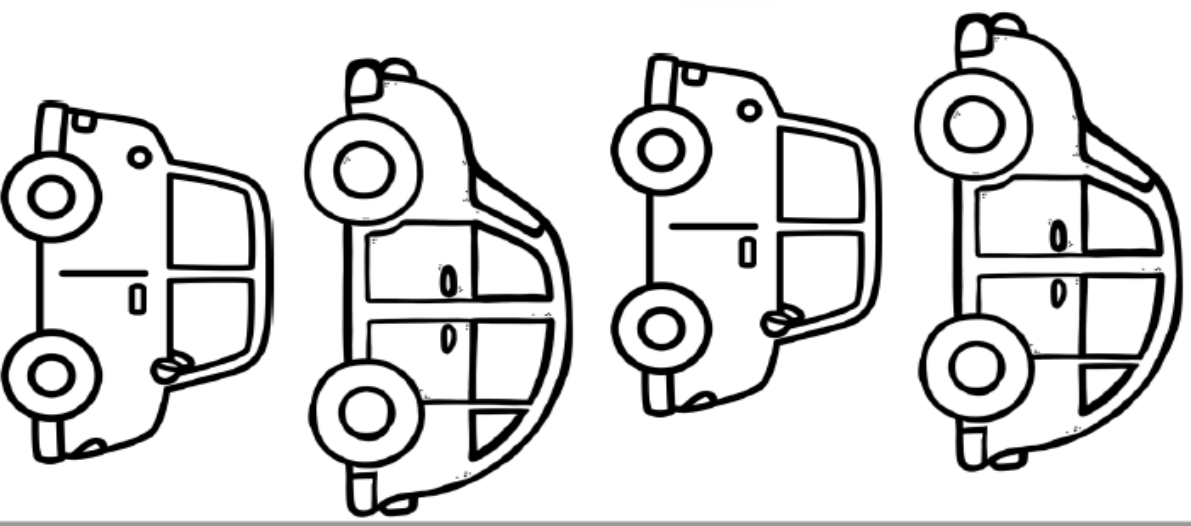
Then cut out.



Color pieces, cut out and glue or tape together like example below.



R is for road



# Apple Investigation

Draw a picture of your apple:



How tall is my apple:



Does your apple have a stem?


YES  
NO



How many seeds are inside?



Does your apple sink or float in water?




Do you like the way your apple tastes?

YES  
NO




Describe your apple core after 1 day



How big around is the apple



My apple weighs:



Color the apple slices that describe your apple:



red



yellow



green



sweet



sour