


Early Stage 1 Learning Grid Week 2

Monday	Tuesday	Wednesday	Thursday	Friday	Extra Choices
English					
<p><u>Sounds, Letters, Sight Words</u> New Sounds j , v What sound do these letters make? Listen to the link (if you can) to hear the sound. https://www.youtube.com/watch?v=wkvSJS_sBQY https://www.youtube.com/watch?v=iSQzhkzDSrk</p> <p>Practise all sounds and sight words sent home at the end of Term 2. Name the sound, letter and a word that starts or ends with that sound.</p> <p>Play Eye Spy. Can you find objects around your house that start with “j” and “v”?</p>	<p><u>Sounds, Letters, Sight Words</u> Practise new sounds j , v and new sight words was, be, we, at, get.</p> <p>Practice all sounds and sight words sent home at the end of Term 2. Name the sound, letter and a word that starts or ends with a sound.</p> <p>Play a game with your sounds. (Bingo, Snap, Go Fish etc)</p>	<p><u>Sounds, Letters, Sight Words</u> Practise new sounds j , v and sight words was, be, we, at, get.</p> <p>Practise all sounds and sight words sent home at the end of Term 2. Name the sound, letter and a word that starts or ends with a sound.</p> <p>Play a game with your sight words.(Hide the Treasure, Post man, Bingo, Snap)</p>	<p><u>Sounds, Letters, Sight Words</u> Practise new sounds j , v and sight words was, be, we, at, get.</p> <p>Practise all sounds and sight words sent home at the end of Term 2. Name the sound, letter and a word that starts or ends with a sound.</p> <p>Collect objects in your house that start with our letters of the week.</p>	<p><u>Sounds, Letters, Sight Words</u> Practise new sounds j , v and sight words was, be, we, at, get.</p> <p>Practice all sounds and sight words sent home at the end of Term 2. Name the sound, letter and a word that starts or ends with a sound.</p> <p>Look though books, magazines or anything with print on it. Can you find our sight words?</p>	<p><u>Sounds, Letters, Sight Words</u> Write all sounds and sight words in rainbow colours.</p>
<p><u>Writing</u> Write ‘j’ and ‘v’ in lower and upper case.</p> <p>Write three words that begin with each of these sounds.</p> <p>New sight words -was, be, we, at, get. Can you say these in a sentence? Practise writing these.</p>	<p><u>Writing</u> Write your new sight words. Can you write them in a sentence? Eg: It was a nice day.</p> <p>Complete sound sheet, j. See below to print it out. (if you can)</p>	<p><u>Writing</u> Write ‘j’ and ‘v’ in lower and upper case.</p> <p>Write three words that begin with each of these sounds.</p> <p>Write your new sight words and any other sight words you need to practise. Complete sound sheet, v.</p>	<p><u>Writing</u> Write your sounds and sight words.</p> <p>Write a sentence about your favourite animal. Eg: Tigers are fast and eat meat. Draw a picture to go with your sentence.</p> <p>Complete sound sheet, j.</p>	<p><u>Writing</u> Write your sounds and sight words.</p> <p>Complete sound sheet, v and any other sound sheets you may not have completed.</p>	<p>Play Stepping Stones with sight words and make a trail on the floor with the cards. You must cross the river by saying the word before you step on the card.</p>
<p><u>Reading</u> Listen to a story of your choice. Before reading, predict what it might be about. After reading, tell someone in your family about the beginning of the story. What was your favourite part? Read your school reader. You could use https://www.getepic.com/sign-in if you wish. (see below for more information)</p>	<p><u>Reading</u> Listen to a story of your choice. Before reading predict what it might be about. Do you have any questions? After reading, tell someone in your family about the middle of the story. Who were the characters in the story? Read your school reader. Remember you can use https://www.getepic.com/sign-in</p>	<p><u>Reading</u> Listen to a story of your choice. Before reading predict what it might be about. Tell someone in your family about the beginning, middle and ending of the story. Does this remind you of anything? Read your school reader. Remember you can use https://www.getepic.com/sign-in</p>	<p><u>Reading</u> Listen to a story of your choice. Tell someone in your family about the characters and setting? Eg: park, home, zoo. Does this remind you of anything? Read your school reader. Remember you can use https://www.getepic.com/sign-in</p>	<p><u>Reading</u> Read your school reader. Practise reading aloud to your siblings and your family. Hint: When presenting stand up in front of your audience to improve your confidence and volume. You may choose to read a few pages from another book of your choice.</p>	<p>Write about and draw your favourite part of the story. Optional: Write about and draw the beginning, middle and ending of the story you have chosen.</p>

Maths

Continue counting forward to 100 and backward from 10, 20 or more, write numbers using correct formation and order from 0 - 20 each day (numeral cards to cut out are below) 😊.

<p>Subtraction: Start with ten toys in the bed. Sing or play the song 'Ten in the Bed'.</p> <p><i>There were ten in the bed and the little one said roll over, roll over, so they all rolled over and one fell out and then there were ?</i></p> <p>Remove one toy from the bed and count how many are left? Continue until all of the toys are out of the bed.</p>	<p>Subtraction: Start with a POPIT or popcorn or Oreo's or any yummy snack. All Popit's should be out OR snacks out on the table. Count how many you have. Eg. 10.</p> <p>Roll a dice eg. 5, push in Or eat this number of items. How many are left? Eg. 5. Repeat this until all gone.</p>	<p>Subtraction: Help someone at home hang out a load of washing. You can be the 'Peg Master'. Start with 20 pegs. The hanger must ask you for a number of pegs. You give that number of pegs and count what you have left.</p> <p>Record your numbers out loud by saying, " 20 pegs take away ? pegs equals ? pegs". Do it again. Keep going until you run out of pegs.</p>	<p>Subtraction: Draw 8 apples. Draw a hungry hippo with a big round tummy.</p> <p>Draw 5 apples in your hippos tummy and cross 5 of your 8 apples out. How many apples are left ?</p> <p>How can we record this? The number we started with was 8 the symbol for take away is -. Write 5 for the number the hippo ate. Equals =. The number left was 3. Eg. $8 - 5 = 3$.</p>	<p>Subtraction: Start with your tens frame. You will need counters or playdoh or buttons or pasta or pebbles...anything small you have at home.</p> <p>Fill up your tens frame with your items. Roll the dice and take off the number of items you roll. Record your problem. Eg. $10 - 2 = 8$. Continue this until your tens frame is empty. Eg. $8 - ? = ?$</p> <p>Too easy? Fill up both tens frames and move backward from 20.</p>	<p>Use the materials you have been practising with all week to complete and record the following word problem (sheet to print is below if you wish)</p> <div style="border: 1px solid black; padding: 5px; text-align: center;">  <p>Word Problem</p> <p>Read it: Ava read 3 books at school and 6 books at home. How many books did she read altogether?</p> <p>Draw it:</p> <p>Answer it:</p> </div> <p>Super Challenge: Can you create your own subtraction problem to solve?</p>
--	--	---	---	--	---

Other

<p>Art Collect pieces of recycled rubbish/objects from around the house. Create a picture with these. Eg: paddle pop sticks, cardboard from food packages, lids from water or milk bottles.</p>	<p>Sport It's time to get some exercise. Go for a walk and a jog outside in your backyard (if you can). Find a ball. Practise</p> <ul style="list-style-type: none"> • Throwing the ball in the air • Bouncing the ball • Kicking the ball towards a wall • Dribbling the ball between two points 	<p>Interview Time Pick a family member to ask them some questions.</p> <ol style="list-style-type: none"> 1. What is your name 2. How old are you? 3. What is your favourite place, food, colour? 4. What do you like to do in your free time? 	<p>Obstacle Course Create an obstacle course with objects around your house or backyard. Involve your siblings, maybe you could make this together. You could time yourself and see how fast you can get through the obstacle course. Work together and see what you can achieve.</p>	<p>Mindful Games Touch: Put a bunch of mystery items in a paper bag and take turns feeling one object at a time. Take a guess and describe the texture and shape. Sight: Look around the room in silence for one minute, and point out all of the things you never noticed before. Sound: Set a timer for one minute and count how many different sounds you can hear with your eyes closed, and then share what you heard with each other.</p>	<p>Treasure Hunt Use small toys or special objects and hide them around your house. Write clues for your family to find them and send them on a treasure hunt.</p>
--	--	---	--	---	---

This month is July so that means the season is...

WINTER

Winter Tree Art



You will need: A4 paper, glue, coloured pencils/ crayon or paint, twigs

Instructions:

1. Collect twigs of varying sizes (make sure they are small enough to fit on your page!)
2. Colour or paint the background in one colour or create a scene of your choice- rain, snow, ground and sky.
3. Glue twigs onto page, starting with a larger twig for the trunk and then smaller sticks to create the branches.

What months are in Winter? What is the weather like today?

What clothes do we wear in Winter? What activities can we do in Winter?

Winter Scavenger Hunt

Go outside and tick off the items you can find:

- o Leaves
- o Spider web
- o Snail
- o Feather
- o Slug
- o Cloud
- o Grass
- o Mud
- o Rock/ pebble
- o Bark

Other activity ideas:

- Hide sight word cards outside to find.
- Draw some of the items you find.
- Write a sentence about what you found.

Make a tally for the number of leaves/snails/rocks you find and then create a picture graph.

Build with marshmallows before they go in your hot cocoa!

Make different structures by connecting marshmallows with pretzels/ straws/spaghetti/toothpicks. Have fun and be creative!



Some ideas to get you started:

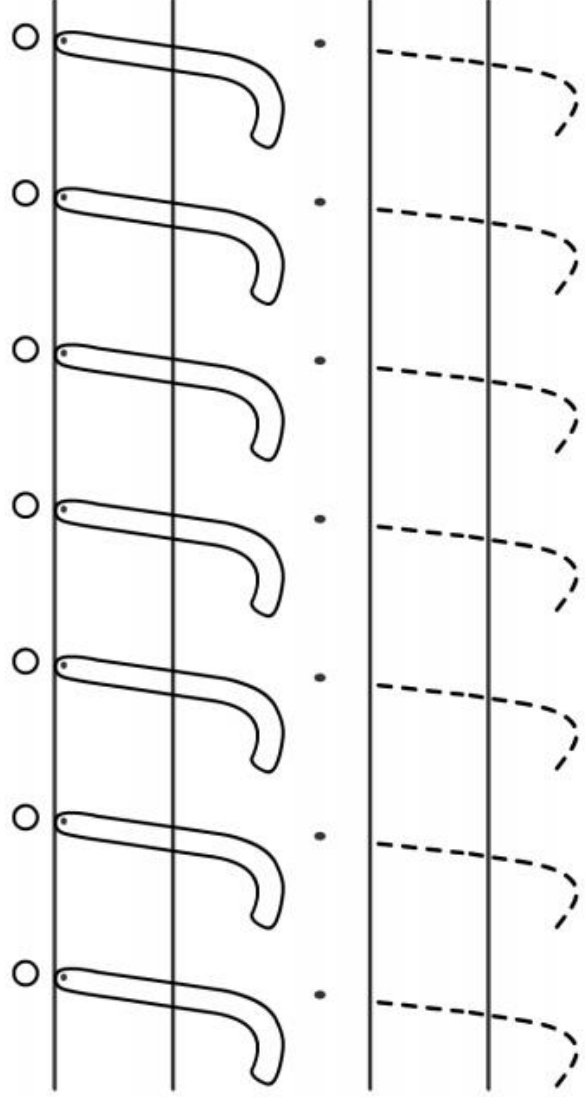
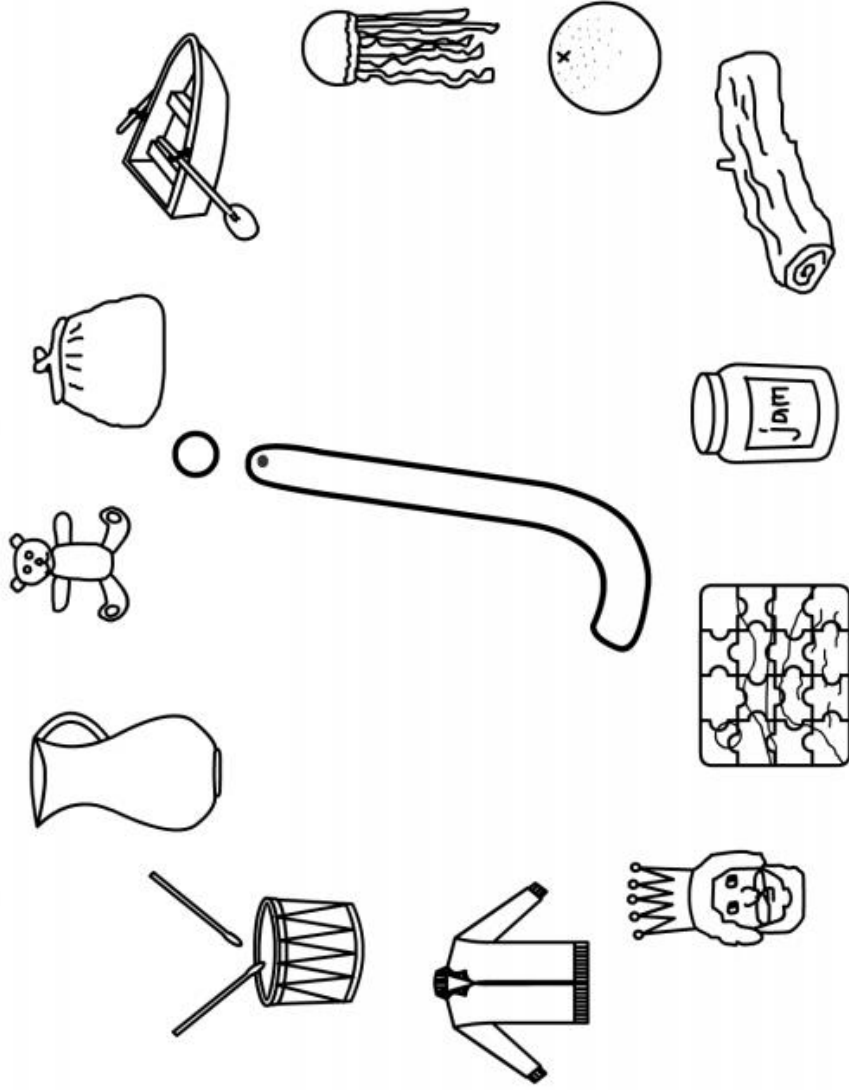
- Make squares, triangles, rectangles, hexagons
 - Make a house, bridge, igloo, car
- Make sure you take photos of your marvelous creations

Finish the Pattern




My name is: _____

Circle the objects that begin with the sound "j"



My name is: _____

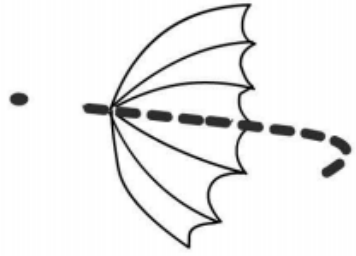
Circle the objects that begin with the sound "v"



v

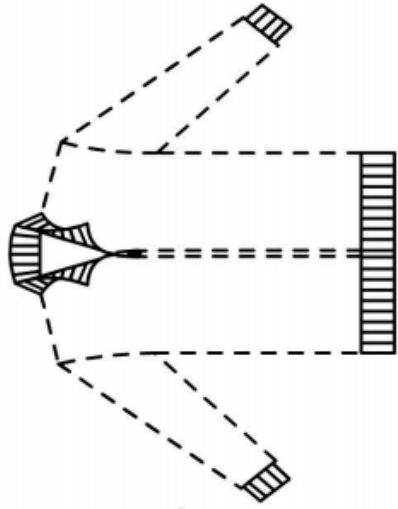
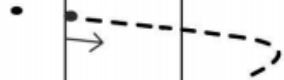
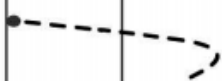
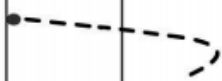
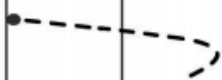
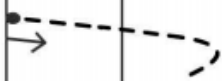
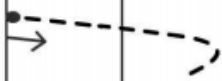
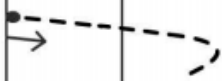
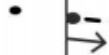
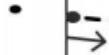
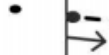


j J



My name is:


Blank lines for writing a name.




jacket

v

V



My name is:



vegetables



was

at

be

we

get

J

j

V

v

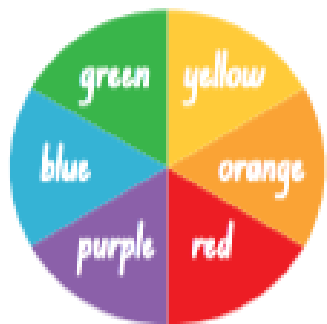

--	--	--

Use lines for writing


Aa Bb Cc Dd Ee Ff Gg Hh Ii Jj Kk Ll Mm
 Nn Oo Pp Qq Rr Ss Tt Uu Vv Ww Xx Yy Zz



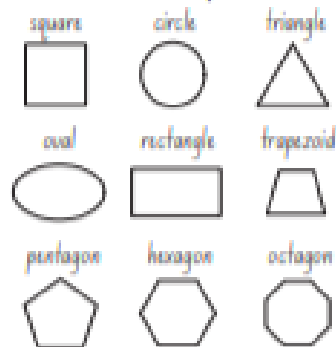
Ten Frames



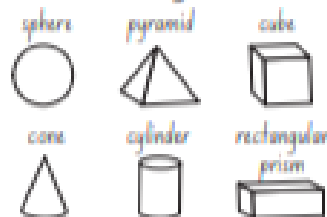
Hundreds Chart



2D Shapes



3D Objects



Months of the Year

- January
- February
- March
- April
- May
- June
- July
- August
- September
- October
- November
- December

Days of the Week

- Sunday
- Monday
- Tuesday
- Wednesday
- Thursday
- Friday
- Saturday



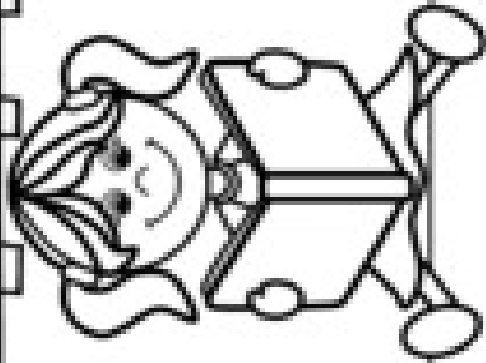
0	1	2	3	4
5	6	7	8	9
10	11	12	13	14
15	16	17	18	19

20				
----	--	--	--	--

Ten Frames

Name: _____

Word Problem



Read it:

Ava read 3 books at school and 6 books at home. How many books did she read altogether?

Draw it:

Answer it:

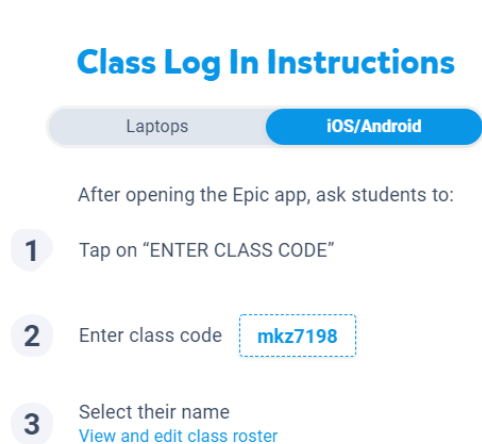
Extra Resources

Parents if you wish, we have listed extra online resources you may like to use with your child. Some of these are free and some may occur a cost. These are not compulsory, just a suggestion for those families wanting more choice and options.

EPIC Reading

This can be accessed either on an internet browser or as an App on an iPad/tablet. Options for login are below. Use the code to log in and find your child's name. They will be able to access a variety of books – some they can read, audiobooks, picture books and videos.

Using a tablet/phone (App based)



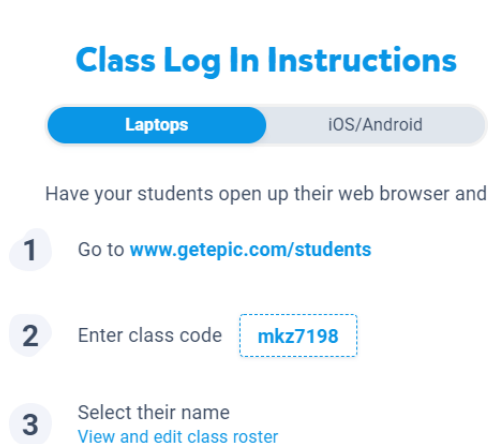
Class Log In Instructions

Laptops iOS/Android

After opening the Epic app, ask students to:

- 1 Tap on "ENTER CLASS CODE"
- 2 Enter class code **mkz7198**
- 3 Select their name
[View and edit class roster](#)

Using a computer (internet browser)



Class Log In Instructions

Laptops iOS/Android

Have your students open up their web browser and

- 1 Go to www.getepic.com/students
- 2 Enter class code **mkz7198**
- 3 Select their name
[View and edit class roster](#)

ABCYA

<https://www.abcya.com/>

Variety of literacy and maths activities

PBS Kids

<https://pbskids.org/>

More games linked to characters students may know from television shows.

Reading Eggs

<https://readingeggs.com.au/>

This is a paid website. We do not have access to this at Blackwell.

Phonics hero

<https://phonicshero.com/>

Based on sounds and reading.

There is a 7 day free trial available, otherwise it is a paid service. We do not have access to this at Blackwell.

Education.com

<https://www.education.com/songs/>

Online activities, though your child may need assistance.

Scholastic

<https://scholastic.com.au/education/education-home/learn-at-home>

Activities and resources

These are just suggestions. Your child does not have to access these sites.

Other ideas

We are all busy working from home. Below is a list of suggestions to help keep your child engaged.

- | | |
|---|---|
| <ul style="list-style-type: none">• Write a letter to your teacher. Tell them what you have been doing at home.• Draw pictures of your favourite things.• Make up a board game• Write all of your words on pieces of paper and hide them around the house. Then send your siblings to find them.• Make a fort/cubby house | <ul style="list-style-type: none">• Play hide and seek• Make pretend money and set up a shop for your toys to visit.• Make an object out of recycled material Eg: A pencil tin from paddle pop sticks or a tin can; a wind chime from sticks and shells.• Bake something with an adult• Water painting – use water and write on concrete (or chalk) |
|---|---|