
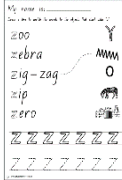

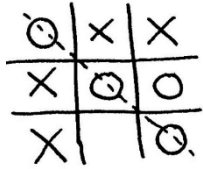


Early Stage 1 Learning Grid Week 4

Monday	Tuesday	Wednesday	Thursday	Friday	Extra Activities
English					
<p>Sounds, Letters, Sight Words New Sounds: y, z What sound do these letters make? Listen to the link (if you can) to hear the sound. https://www.youtube.com/watch?v=futQQvUnHV5 https://www.youtube.com/watch?v=YiSDOn3vWMo Practise all sounds and sight words sent home at the end of Term 2 and new ones from Term 3. Name the sound, letter and a word that starts or ends with that sound.</p> <p>Play Eye Spy. Can you find objects around your house that start with “y” and “z”?</p>	<p>Sounds, Letters, Sight Words Practise new sounds y, z and new sight words not, what, can, if.</p> <p>Practice all sounds and sight words sent home at the end of Term 2 and new ones from Term 3. Name the sound, letter and a word that starts or ends with a sound.</p> <p>Play a game with your sounds (Bingo, snap, go fish etc).</p>	<p>Sounds, Letters, Sight Words Practise new sounds y, z and new sight words not, what, can, if.</p> <p>Practice all sounds and sight words sent home at the end of Term 2 and new ones from Term 3. Name the sound, letter and a word that starts or ends with a sound.</p> <p>Play a game with your sight words (Lucky dip, Hide the Treasure, Post man).</p> <p>Complete worksheet: y.</p> 	<p>Sounds, Letters, Sight Words Practise new sounds y, z and new sight words not, what, can, if.</p> <p>Practice all sounds and sight words sent home at the end of Term 2 and new ones from Term 3. Name the sound, letter and a word that starts or ends with a sound.</p> <p>Make a list of words that begin with Y and Z. Choose one of those words to draw a picture of.</p>	<p>Sounds, Letters, Sight Words Practise new sounds y, z and new sight words not, what, can, if.</p> <p>Practice all sounds and sight words sent home at the end of Term 2 and new ones from Term 3. Name the sound, letter and a word that starts or ends with a sound.</p> <p>Complete worksheet: z.</p> 	<p>Sounds, Letters, Sight Words Letter Z craft: Print picture below and cut and paste the different parts to make a zoo.</p>  <p>Play ‘Sound Jump’: Place three hoops side by side. Say a word with 3 sounds (sat). Ask “where is the ‘a’ sound?” Jump into the middle hoop to show the ‘a’ is the middle sound. Suggested words: zip, zap, toy, soy, yes, yet, buzz.</p>
<p>Writing Write ‘y’ and ‘z’ in lower and upper case.</p> <p>Write three words that begin with each of these sounds.</p> <p>New sight words -not, what, can, if. Can you say these in a sentence? Practise writing these words.</p>	<p>Writing Write your new sight words. Write them in a sentence or write a question and make sure you use the correct punctuation. E.g., What can you do if...?</p> <p>Complete sound sheets: y. See below to print it out (if you can).</p>	<p>Writing Write ‘y’ and ‘z’ in lower and upper case.</p> <p>Write three words that begin with each of these sounds.</p> <p>Write your new sight words and any other sight words you need to practise.</p>	<p>Writing Write your sounds and sight words.</p> <p>Write a sentence about what you enjoy about learning at home. E.g., I like reading and writing with my mum.</p> <p>Complete sound sheets: z.</p>	<p>Writing Write your sounds and sight words.</p> <p>Complete any sound sheets that have not been completed.</p>	<p>Writing Play naughts and crosses using the letters y and z (or use sight words). Practice saying the sound as you write it.</p> 
<p>Reading Listen to a story of your choice. Before reading, predict what it might be about. What helped you to predict what will happen? (Certain pictures/ colours etc.). After reading discuss if your predictions were correct. Read your school reader/decodable text online. You could use https://www.getepic.com/sign-in if you wish.</p>	<p>Reading Listen to a story of your choice. Choose a character from the book, draw a picture of them and ask a family member to help you write some words that describe the character. Read your school reader/decodable text online. Remember you can use https://www.getepic.com/sign-in</p>	<p>Reading Listen to a story of your choice. Find the punctuation in the book as you read. Look for capital letters, full stops, spaces, question marks and exclamation marks. Read your school reader/decodable text online. Remember you can use https://www.getepic.com/sign-in</p>	<p>Reading Listen to a story of your choice. Tell someone in your family about the setting? E.g., park, home, zoo. Does this remind you of anything? Read your school reader/decodable text online. Remember you can use https://www.getepic.com/sign-in</p>	<p>Reading Choose a book or story that you know well. Retell the story in your own words to your family. Hint: When presenting stand up in front of your audience to improve your confidence and volume. You may choose to read a few pages from another book of your choice. Read your school reader/decodable text online. Remember you can use https://www.getepic.com/sign-in</p>	<p>Reading Listen to a story of your choice. Think about what might happen to the characters after the book. Draw a picture of what you think might happen next in the story.</p>

Maths

Continue counting forward to 100 and backward from 10, 20 or more, write numbers using correct formation and order from 0 - 20 each day (numeral cards to cut out are below) 😊.

Subtraction: Start with 5 toys (or ten)
Sing or play the song
‘Five little ducks went out one day’

Five little ducks went out one day, over the hill and far away. Mother duck said “Quack, quack, quack” and only 4 little ducks came back....

Remove one toy and count how many are left? Continue until there are no toys.

If you have access watch the clip and work out how many bananas are left.

https://www.youtube.com/watch?v=KSdVJE05_AE

Subtraction: Start with a song (Ten in the Bed, Five Little Ducks)

Use small toys. Count the toys. Take a small group away. How many do you have left?

How can we record this?

The number we started with was 8 the symbol for take away is $-$. Write 5 for the number that was taken away. Equals $=$. The number left was 3.
Eg. $8 - 5 = 3$.

Subtraction: Help someone at home hang out a load of washing. You can be the ‘Peg Master’. Start with 20 pegs. The hanger must ask you for a number of pegs. You give that number of pegs and count what you have left.

Record your numbers out loud by saying, “ 20 pegs take away ? pegs equals ? pegs”. Do it again. Keep going until you run out of pegs.

Subtraction: Draw a tree with apples in it.

The apples have fallen out of the tree. Draw the fallen apples. How many fell out? How many are left in the tree?

Record this in a number sentence.

Eg: 7 apples in the tree, 3 fell out.

$7 - 3 = 4$

There are 4 left in the tree.

Subtraction: Start with your tens frame. You will need counters or playdoh or buttons or pasta or pebbles...anything small you have at home.

Fill up your tens frame with your items. Roll the dice and take off the number of items you roll. Record your problem.


Eg. $10 - 2 = 8$.

Continue this until your tens frame is empty.

Eg. $8 - ? = ?$

Too easy? Fill up both tens frames and move backward from 20.

Free Choice-Complete worksheet



Tower Building

Make a tower with blocks. How high is your tower?

Oh no! Part of your tower crashed.


How many levels fell off? Draw your tower. Draw the levels that fell off.

Record it in a number sentence.

Challenge:

Can you make your tower bigger?

Free Choice – Complete worksheet



Other

Art – Make a Bowl

Paper Mache – 24 hr drying time.

1 x Balloon – halfway up for a bowl.

Strips of scrap paper
Flour & Water – glue

Build a Cubby House

Build your own cubby house somewhere at home. You could use cushions, pillows, blankets, sheets.

How can you make it stay up?
How big does it need to be for you to fit inside?

Create a comfortable area inside your cubby for you to chill out. You might need a torch in there so you can see?

Games afternoon

Play games all afternoon with someone from



home you could use board games and card games.



PE - Exercise Drills:

Rest for 10 seconds between each drill.

- 10 star jumps
- Jog on the spot while counting to 10
- 5 squats
- 5 sit ups
- 5 push ups

Science – Living Things

Grow a grassy head in a plastic cup using soil and birdseed. What does it need to grow? Sunlight, water, shelter.

Decorate your cup with eyes, nose and mouth.



Play with LEGO

If you do not have lego, you could use any kind of building type blocks or other materials like paper,



paddle pop sticks, leaves. Create a shelter or home for a living thing.



This could be a tree for bird life, house for a family, pet house for a dog or cat. Try your best.

Paint
&






brushes or you could use an old sponge to sponge the paint on.

Follow this link for more detailed instructions if needed.

<https://teachingideas.ca/2020/03/24/paper-mache/>



Definitely some pillows and a blanket. Invite members of your family over to visit.




What is a Family?

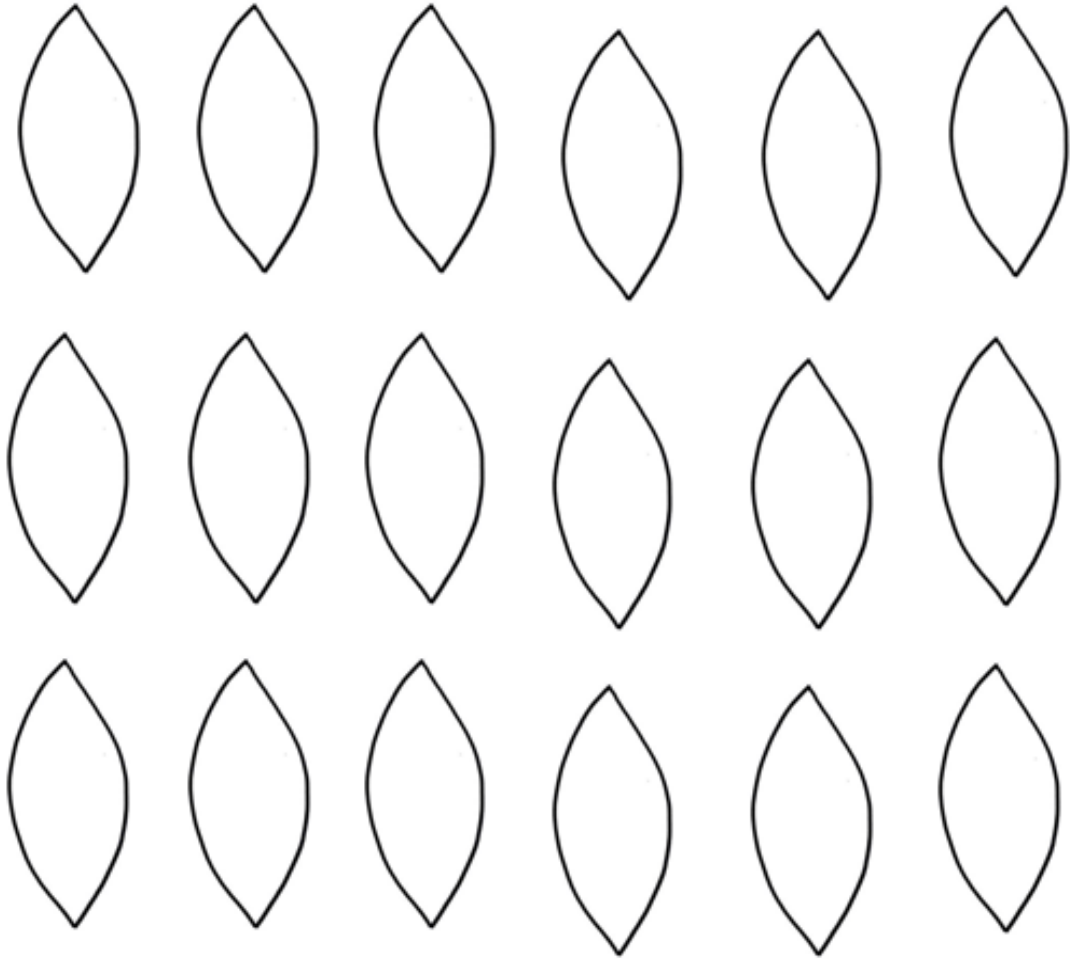
As part of the History 'My Family' Unit, all Kindergarten students are asked to find out more about their family and create their own family tree to present in class on return to school. You can create your own family tree like some of the examples or use the template provided. Students can practise with family members and include some of the discussion questions as part of their presentation. All Family Trees will be displayed in the classroom.

<p>Some key questions for discussion:</p> <p>Who is in my family? Where does my family come from? What do families do together? What is your favourite thing to do with your family? Why is it important to have a family? How does a family make you feel?</p>	<p>2 There are many names for the people in a family. Look at these names. Can you add some other family names?</p>  <p>parent mother father brother sister son daughter carer grandmother grandfather step-mother step-father</p>	
		
		 <p>MRS. Strawberry</p>

My Family

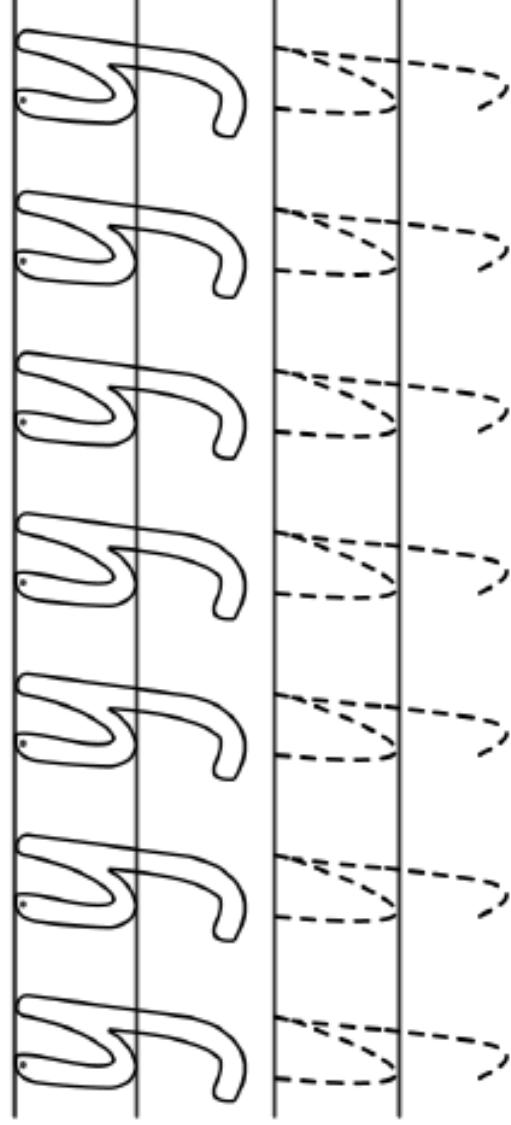
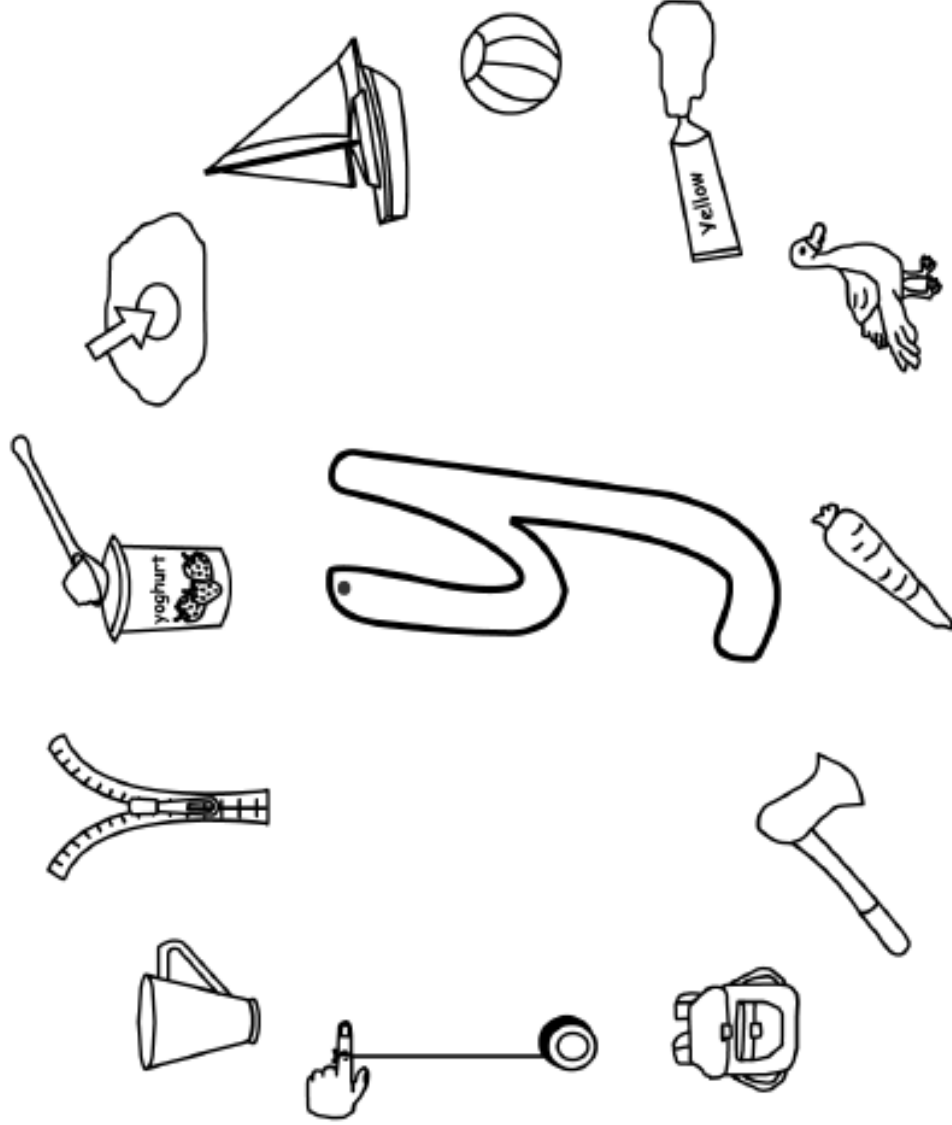
Tree





My name is: _____

Circle the objects that begin with the sound "y"



y Y



My name is:

y

y

y

y

y

y

y

y

y

y

y

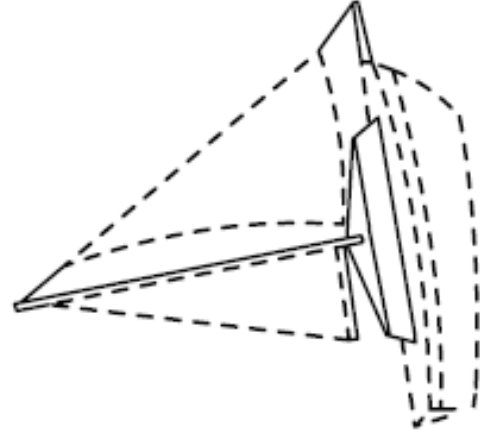
y

y

y

y

yacht



My name is: _____

Draw a line to match the words to the objects that start with "y"

yo-yo

yellow

yoga

yoghurt

yacht

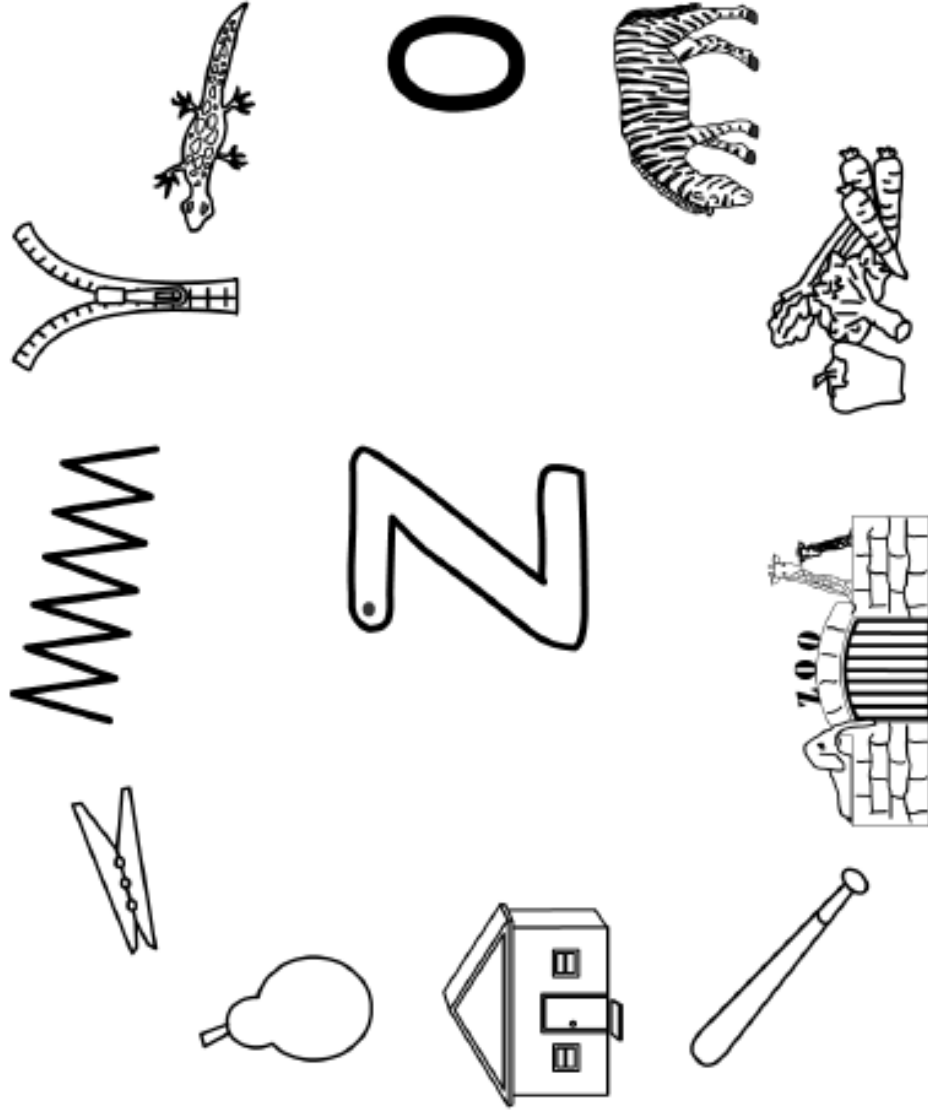


y y y y y y y y y y

y y y y y y y y y y

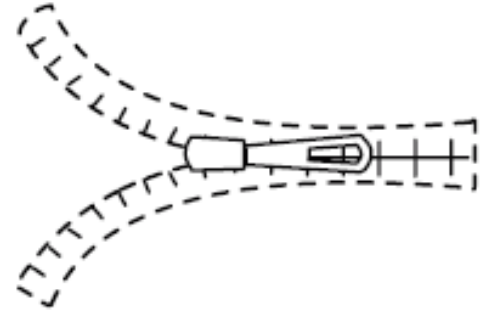
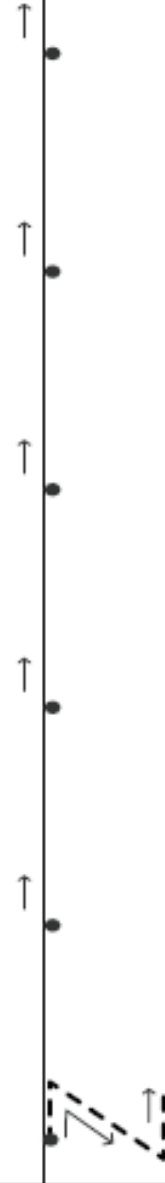
My name is: _____

Circle the objects that begin with the sound "z"



My name is:

z Z



zipper

My name is: _____

Draw a line to match the words to the objects that start with "z"

ZOO



zebra



zig-zag



zip



zero


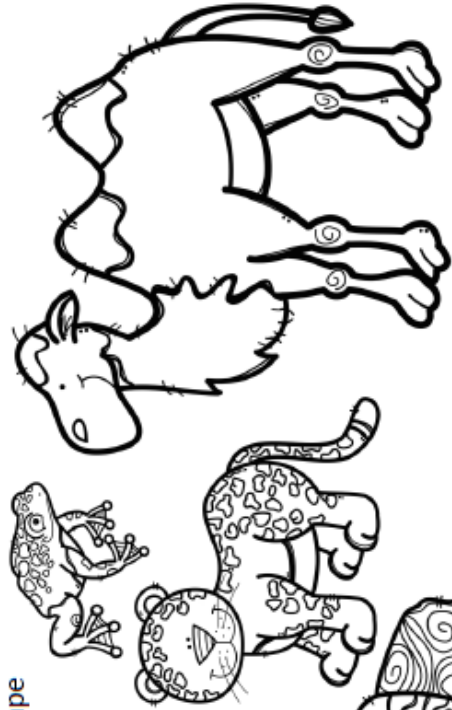


<i>not</i>	<i>what</i>	<i>if</i>
<i>can</i>		
<i>y</i>	<i>y</i>	<i>Z</i>
<i>z</i>		

Use Lines for Writing

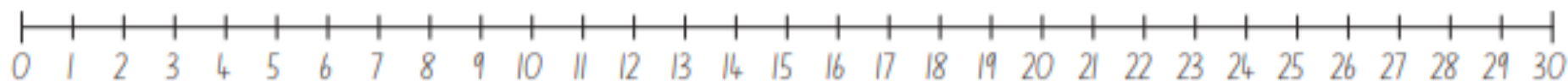
A series of ten horizontal black lines, evenly spaced, intended for writing. The lines span the width of the page and are parallel to each other.

Color pieces, cut out and glue or tape together like example below.



Z is for zoo

Aa Bb Cc Dd Ee Ff Gg Hh Ii Jj Kk Ll Mm
 Nn Oo Pp Qq Rr Ss Tt Uu Vv Ww Xx Yy Zz



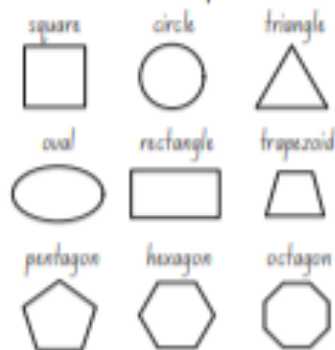
Ten Frames



Hundreds Chart



2D Shapes



3D Objects



Months of the Year

- January
- February
- March
- April
- May
- June
- July
- August
- September
- October
- November
- December

Days of the Week

- Sunday
- Monday
- Tuesday
- Wednesday
- Thursday
- Friday
- Saturday



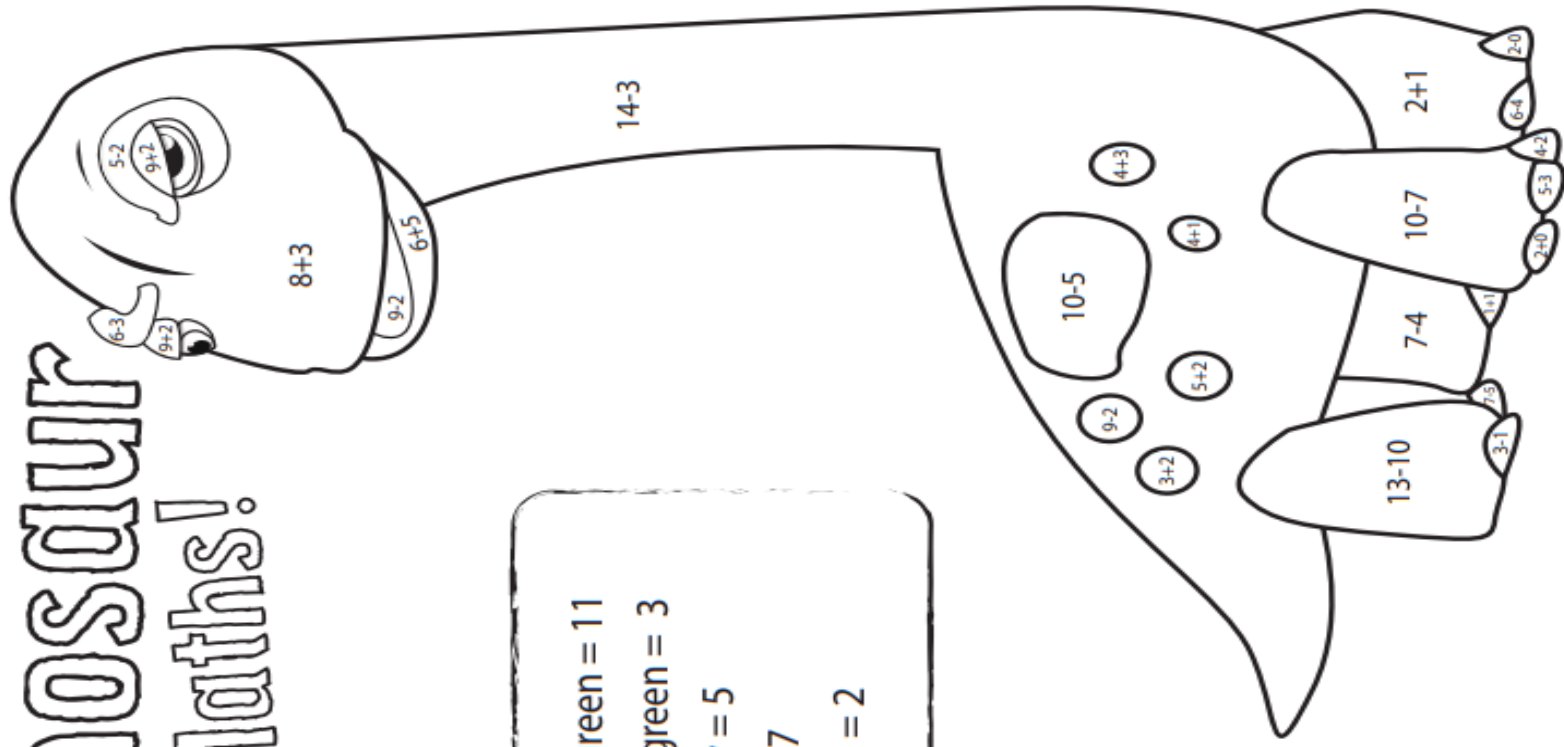
0	1	2	3	4
5	6	7	8	9
10	11	12	13	14
15	16	17	18	19
20				

Ten Frames

Maths Sheet – Extra Activity

Dinosaur Maths!

- Dark green = 11
- Light green = 3
- Yellow = 5
- Red = 7
- Brown = 2



Dinosaur Maths!

Purple = 9


Red = 8

Orange = 4

Brown = 5

Yellow = 7

Pink = 11



Extra Resources

Parents if you wish, we have listed extra online resources you may like to use with your child. Some of these are free and some may occur a cost. These are not compulsory, just a suggestion for those families wanting more choice and options.

Decodable Readers

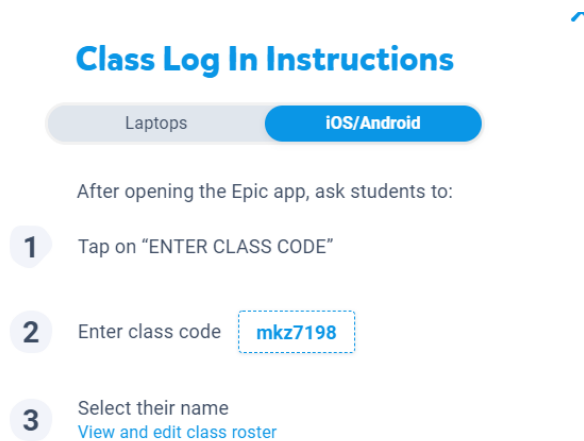
An email was sent out to all parents with log in details. If you do not have access to a device please let your teacher know. Students need to read daily. They read a book from their list when they sign in. This needs to be independently read before they move onto another book. Please also make sure they are reading fluently before they read the next book.

EPIC Reading

This can be accessed either on an internet browser or as an App on an iPad/tablet. Options for login are below. Use the code to log in and find your child's name. They will be able to access a variety of books – some they can read, audiobooks, picture books and videos.

Using a tablet/phone (App based)

Using a computer (internet browser)

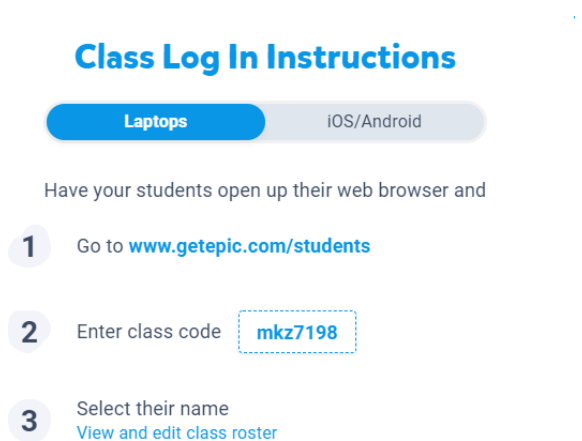


Class Log In Instructions

Laptops iOS/Android

After opening the Epic app, ask students to:

- 1 Tap on "ENTER CLASS CODE"
- 2 Enter class code **mkz7198**
- 3 Select their name
[View and edit class roster](#)



Class Log In Instructions

Laptops iOS/Android

Have your students open up their web browser and

- 1 Go to www.getepic.com/students
- 2 Enter class code **mkz7198**
- 3 Select their name
[View and edit class roster](#)

ABCYA

<https://www.abcya.com/>

Variety of literacy and maths activities

PBS Kids

<https://pbskids.org/>

More games linked to characters students may know from television shows.

Reading Eggs

<https://readingeggs.com.au/>

This is a paid website. We do not have access to this at Blackwell.

Phonics hero

<https://phonicshero.com/>

Based on sounds and reading.

There is a 7 day free trial available, otherwise it is a paid service. We do not have access to this at Blackwell.

Education.com

<https://www.education.com/songs/>

Online activities, though your child may need assistance.

Scholastic

<https://scholastic.com.au/education/education-home/learn-at-home>

Activities and resources

These are just suggestions. Your child does not have to access these sites.

Other ideas

We are all busy working from home. Below is a list of suggestions to help keep your child engaged.

- | | |
|---|---|
| <ul style="list-style-type: none">• Write a letter to your teacher. Tell them what you have been doing at home.• Draw pictures of your favourite things.• Make up a board game• Write all of your words on pieces of paper and hide them around the house. Then send your siblings to find them.• Make a fort/cubby house | <ul style="list-style-type: none">• Play hide and seek• Make pretend money and set up a shop for your toys to visit.• Make an object out of recycled material Eg: A pencil tin from paddle pop sticks or a tin can; a wind chime from sticks and shells.• Bake something with an adult• Water painting – use water and write on concrete (or chalk) |
|---|---|